



SAVITRI DEVI DAV PUBLIC SCHOOL, JAMTARA

SUMMER VACATION ASSIGNMENT- (2023-24)


CLASS: LKG

SUBJECT: ENGLISH

- Write a to z three times by using colour pencils.
- Learn two sentences about *myself*.
- Learn 3 rhymes whatever taught in class from your book.
- Learn two-two words from a to d each
- Write your name five times.

Now complete these worksheet

1.



Match the sound with pictures.

a

b

c

d

e



2.

Fill in the blanks with correct letters.



3.

Worksheet 2 (English)

1. Match the following .

a

d

b

c

e

a


d

b

c

e

2. Connect the dots and then colour the hidden picture.




Circle the picture in each row that does not belong the group.



Worksheet 3 (English)

1. Circle two pictures which start with same letters.



2. Write the after letter.

a -----

d -----

f -----


h -----

SUBJECT: HINDI


- 1 स्वर वर्ण (अ से अः) दो-दो बार रंगीन पेंसिल से लिखें
- 2 व्यंजन वर्ण (क से ज्ञ) दो-दो बार रंगीन पेंसिल से लिखें
- 3 अ से अः तक अक्षर से बने 2 शब्दों के चित्र चिपकाए
- 4 नटखट बंदर तथा सब्जीवाला कविता को सुंदर ढंग से याद करें
- 5 अपने बारे में पांच वाक्य याद करें

वर्कशीट 1

- 1 चित्र पहचान कर पहला अक्षर लिखे







2 खाली स्थान को भरे:

क

च

ट

त.....

प

य


ज्ञ

3.

चित्र देखकर पहला अक्षर लिखे और रंग भरें





















4. मिलान करें तथा रंग भरें

मिलान करा




SUBJECT: MATHEMATICS

Write the numeral 1 to 20 by using colourful straws.


Learn the rhyme "oneness "

Practice to say forward counting 1 to 30.

Worksheet 1



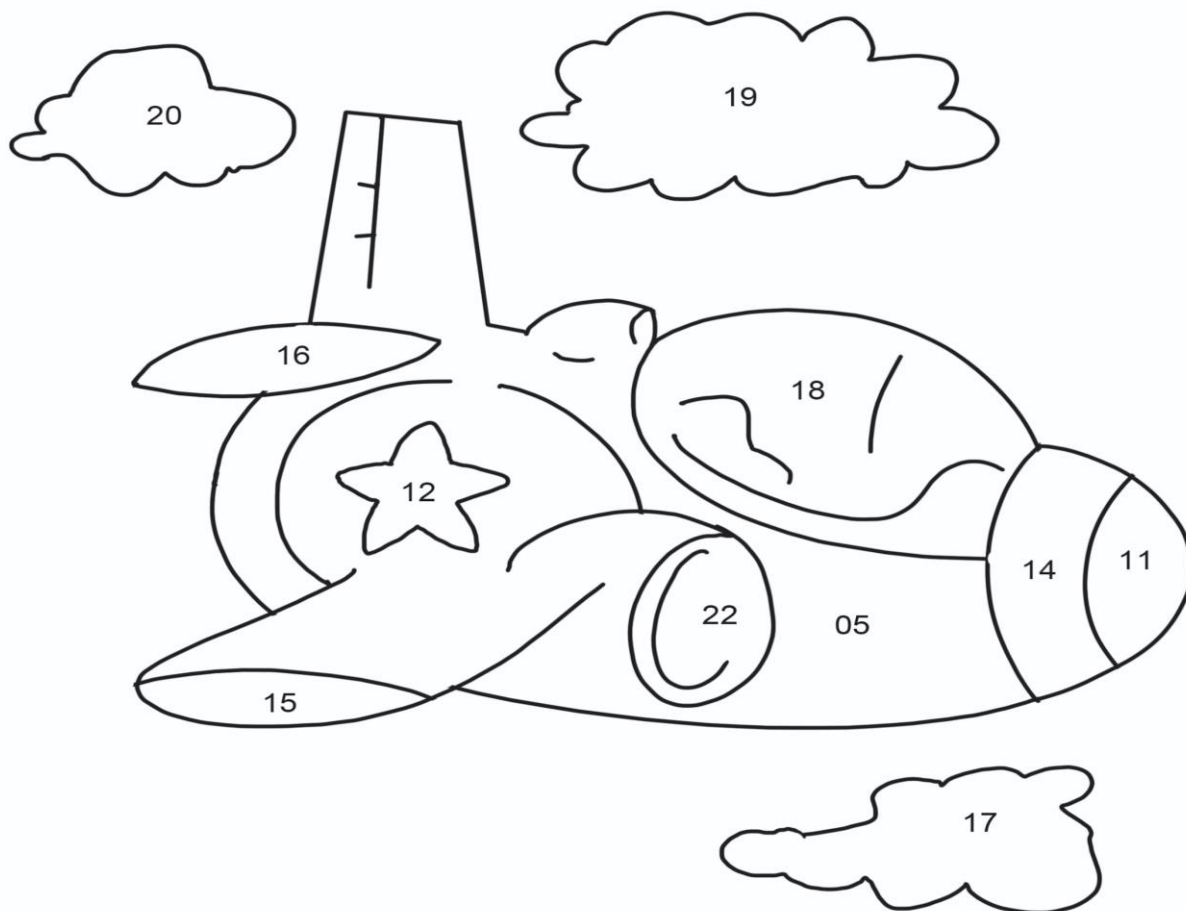
ii. Match:



circle all the

5 and colour the picture

Read the instruction and colour the plane.



Colour as:

0 to 9 : Red
10 to 12: Yellow
21 to 23 : Grey

13 to 16: Green
17 to 20: Light Blue

Worksheet 2



Fill in the blanks.

1				5				9	
		13				17			

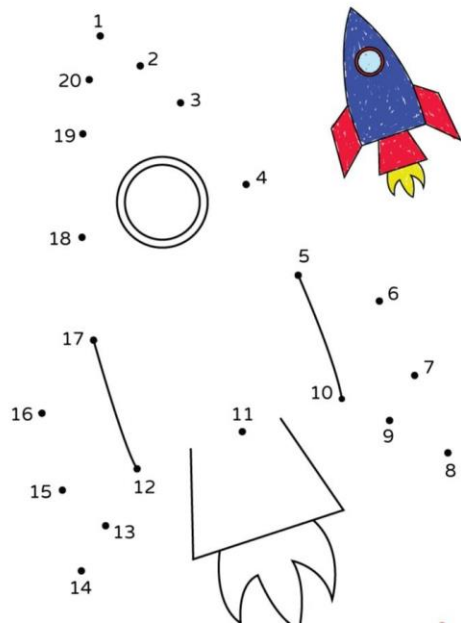
Count the number of the object and circle the correct number.



Colour the picture and paste different colours bindies inside the picture.



Join the dots and colour the picture



SUBJECT: MLW

1. Learn five domestic animals name.
2. Learn five wild animals name.
3. Learn five fruits name .
4. Learn five colours name.
5. Learn five body parts name.


Worksheet 1.

1. Stick your photo and write your name.
2. make a video by doing an activity with experiment with water see page no 17. Of your I. activity book.
3. Learn the poems'' Hop a little'' from your rhymes book.

Worksheet 2

1. Write your name. (three times)

2. Colour the picture and write the initial letter.



3. Stick any five fruits pictures in your scrap book.
4. Draw an ice-cream in your scrap book.

DRAWING

1. Up to pg no -12. in your Drawing Book.

ASSIGNMENT

Stick five different types of shapes in your scrap book and name them. (Ex- Triangle, Circle)

Draw a cat with leaf printing in your scrap book.
